

# Formulation of Isohydricity Conditions in Acid-Base systems - A Review

Anna M. Michałowska-Kaczmarczyk<sup>1</sup>, Tadeusz Michałowski<sup>2,\*</sup>

<sup>1</sup>Department of Oncology, The University Hospital in Cracow, Cracow, Poland

<sup>2</sup>Department of Analytical Chemistry, Technical University of Cracow, Cracow, Poland

## Abstract

The isohydricity conditions are formulated for D+T systems composed of titrand D and titrant T, mixed according to titrimetric mode; only acid-base equilibria are involved there. The original method of dissociation constants determination, based on the isohydricity principle, is presented and confirmed experimentally. The pH titrations in the system of isohydric solutions are also put in context with conductometric titrations.

**Corresponding author:** Tadeusz Michałowski, Department of Oncology, The University Hospital in Cracow, Cracow, Poland, Email: [michalot@o2.pl](mailto:michalot@o2.pl)

**Citation:** Anna M. Michałowska-Kaczmarczyk, Tadeusz Michałowski (2020) Formulation of Isohydricity Conditions in Acid-Base systems - A Review. Journal of New Developments in Chemistry - 2(4):1-19. <https://doi.org/10.14302/issn.2377-2549.jndc-20-3219>

**Keywords:** Isohydricity; acids; bases; pH titration; conductometric titration.

**Received:** Feb 18, 2020

**Accepted:** Mar 16, 2020

**Published:** Mar 28, 2020

**Editor:** Zhe-Sheng Chen, Professor, Department of Pharmaceutical Sciences, College of Pharmacy and Allied Health Professions, St. John's University, United States.

## Introduction

Titrimetric methods of analysis are commonly involved with mixing the solutions of two substances endowed with opposite properties, e.g., acid with base ( $B \rightleftharpoons A$ ), or *vice versa* ( $A \rightleftharpoons B$ ) [1,2]. Mixing two different acids ( $A_1 \rightleftharpoons A_2$ ) or two bases ( $B_1 \rightleftharpoons B_2$ ) according to titrimetric mode is usually not practiced. However, the special, isohydricity property is attributed here to solutions of two different acids,  $A_1$  and  $A_2$ , or two different bases,  $B_1$  and  $B_2$ , having equal pH values, i.e., the term "isohydric" refers to solutions of the same hydrogen-ion concentration,  $[H^{+1}]$ . After Arrhenius, such a pair of solutions is termed as isohydric solutions [3,4].

However, the Arrhenius' statement [5], expressed in more contemporary terms, as "if two solutions of the same pH are mixed, pH of the mixture is unchanged, regardless the composition of the solutions" [6], is not true, when referred to any pair of electrolytic systems.

As an example [7], let us take the pair of solutions:  $C_1 = 10^{-2.5} \approx 0.003$  mol/L HCN and  $C_2 = 1$  mol/L  $AgNO_3$ . From the approximate formulae:  $[H^{+1}] = (C_1 \cdot K_1)^{1/2}$  for HCN ( $C_1$ ) and  $[H^{+1}] = (C_1 \cdot K_1^{OH} \cdot K_w)^{1/2}$  for  $AgNO_3$  ( $C_2$ ) we get pH=5.85, for both solutions;  $[AgOH] = K_1^{OH} [Ag^{+1}][OH^{-1}]$ ,  $\log K_1^{OH} = 2.3$ ;  $[H^{+1}][CN^{-1}] = K_1[HCN]$ ,  $pK_1 = 9.2$ ;  $K_w = [H^{+1}][OH^{-1}]$ ,  $pK_w = 14$ . However, as were stated in [8],  $Ag^{+1}$  ions when added into HCN solution act as a strong acid generating protons, mainly in the complexation reaction  $Ag^{+1} + 2HCN = Ag(CN)_2^{-1} + 2H^{+1}$ , and pH of the mixture drops abruptly. The degrees of dissociation of HCN is then changed, contrary to Arrhenius' statement [6]. So, the isohydricity property is limited to the systems where only acid-base equilibria are involved.

Despite some appearances arising from the wording, the isohydricity concept introduced by Arrhenius was not involved with hydrogen ions, but with conductivity,  $K$  [9]; it was the main area of his scientific activity that time. In [10] it were explicitly stated that "the term *isohydric* is applied to two solutions, the conductivities of which are not altered when they are mixed". Both statements/remarks were repeated and mixed in contemporary media, see e.g. [11]; we will refer to this matter too. The term pH was introduced by Sørensen later, in 1909 [12,13]. The preliminary assumptions in isohydrocity formulation made by Carpéni [14] and then modified by McBryde [15] are unacceptable. In turn, de Levie introduced for this purpose the so-named proton condition, but the results of his clumsy trials, presented in [16], can be passed over in silence.

Correct equations, expressing the isohydricity property, were formulated by Michałowski and presented, for different systems, in a series of papers [3,4,7,17]. This was the basis of precise determination of dissociation constant values in pH-metric titrations, made both in aqueous [3] and binary-solvent [4,18] media.

### Preliminary Information

The pH change resulting from addition of a strong acid HB (C) into a weak acid HL ( $C_0$ ), is characterized by equation for titration curve

$$V = V_0 \cdot (\alpha - \delta \cdot C_0) / (C - \alpha) \quad \dots(1)$$

where:

$$\alpha = [H^{+1}] - [OH^{-1}] = [H^{+1}] - K_w/[H^{+1}] = 10^{-pH} - 10^{pH-14}, \quad \delta = [L^{-1}] / ([HL] + [L^{-1}]) = K_1 / (K_1 + [H^{+1}]), \quad K_w = [H^{+1}][OH^{-1}],$$

and  $K_1 = [H^{+1}] [L^{-1}] / [HL] \quad \dots(2)$

As results from Fig. 1, the decrease of pH value ( $dpH/dV < 0$ ) occurs at higher C values, whereas the dilution effect, expressed by  $dpH/dV > 0$ , predominates at low C-values. Generalizing, the related effect depends on the dissociation constant  $K_1$  value and on the relative concentrations ( $C_0, C$ ) of both acids: HL and HB. Under special conditions, expressed by the set of ( $C_0, C, pK_1$ ) values [7], we have pH = const (i.e.,  $dpH/dV = 0$ ) when mixing the solutions in different proportions  $C_0/C$ ; it is just the subject of the next section.

Generalizing, the D+T mixture may appear pH = const. during the titration  $T(V) \rightleftharpoons D(V_0)$  only at defined

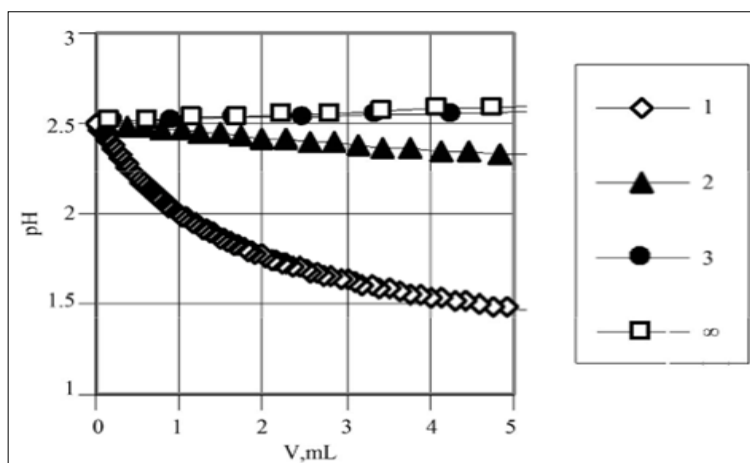


Figure 1. The pH-effect of addition of V mL of strong acid HB (C) into  $V_0 = 10$  mL of  $C_0 = 0.1$  mol/L HL ( $pK_1 = 4.0$ ). The titration curves are plotted here for indicated pC =  $-\log C$  values, pC = 1, 2, 3,  $\infty$  [7].

relation between molar concentrations of components in D and T, as presented below.

#### Formulation of the Isohydricity Conditions – Examples

Example 1.  $HB (C) \rightleftharpoons HL (C_0)$  and  $HL (C_0) \rightleftharpoons HB (C)$

The simplest isohydric system is composed of a strong monoprotic acid HB and a weak monoprotic acid HL with  $K_1$  expressed by Eq. 2. We derive first the isohydricity relation for the titration  $HB (C, V) \rightleftharpoons HL$

$(C_0, V_0)$ , where  $V_0$  of  $C_0$  mol/L HL is titrated with V mL of C mol/L HB; V is the total volume of HB (C) added up to a defined point of the titration. From charge and concentration balances

$$[H^{+1}] - [OH^{-1}] = [B^{-1}] + [L^{-1}] \quad \dots(3)$$

$$[B^{-1}] = CV/(V_0+V) \quad \dots(4)$$

$$[HL] + [L^{-1}] = C_0V_0/(V_0+V) \quad \dots(5)$$

we get

$$[H^{+1}] - [OH^{-1}] = \frac{CV}{V_0+V} + (1 - \bar{n}) \cdot \frac{C_0V_0}{V_0+V} \quad \dots(6)$$

where

$$\bar{n} = \frac{[HL]}{[HL] + [L^{-1}]} \quad \dots\dots(7)$$

i.e.,

$$1 - \bar{n} = \frac{[L^{-1}]}{[HL] + [L^{-1}]} = \frac{K_1}{[H^{+1}] + K_1} \quad \dots\dots(8)$$

(see Eq. 2).

Mixing the solutions according to titrimetric mode can be made in *quasistatic* manner, under isothermal conditions; it enables some changes in equilibrium constants, affected by thermal effects, to be avoided. As will be seen later, the ionic strength ( $I$ ) of the related mixture is also secured; it acts in favour of constancy of  $K_1$  (Eq. 2) and  $K_w = [H^{+1}][OH^{-1}]$  values. This way, the terms:  $[H^{+1}] - [OH^{-1}] = [H^{+1}] - K_w/[H^{+1}]$  and  $1 - \bar{n}$  (Eq. 8) in Eq. 5 are constant at any  $V$ - value. In particular, at the start for the titration,  $V = 0$ , from Eq. 6 we have

$$[H^{+1}] - [OH^{-1}] = (1 - \bar{n}) \cdot C_0 \quad \dots\dots(9)$$

Comparing the right sides of Equations 6 and 9, we get, by turns:

$$\begin{aligned} (1 - \bar{n}) \cdot C_0 &= \frac{CV}{V_0+V} + (1 - \bar{n}) \cdot \frac{C_0V_0}{V_0+V} \quad \Leftrightarrow \\ (1 - \bar{n}) \cdot C_0V_0 + (1 - \bar{n}) \cdot C_0V &= CV + (1 - \bar{n}) \cdot C_0V_0 \quad \Leftrightarrow \\ (1 - \bar{n}) \cdot C_0 &= C \quad \Leftrightarrow \quad 1 - \bar{n} = \frac{C}{C_0} \quad \dots\dots(10) \end{aligned}$$

From Equations 9, 10

$$[H^{+1}] - [OH^{-1}] = C \quad \dots\dots(11)$$

From Equations 8, 10

$$K_1/[H^{+1}] + K_1 = C/C_0 \Leftrightarrow [H^{+1}] = K_1 \cdot (C_0/C-1) \quad \dots\dots(12)$$

$$[OH^{-1}] = K_w/K_1 \cdot (C_0/C-1)^{-1} \quad \dots\dots(13)$$

Assuming  $[H^{+1}] \gg [OH^{-1}]$  in Eq. 11, from  $[H^{+1}] = C$ , and Eq. 12 we get

$$K_1 \cdot (C_0/C-1) = C \Leftrightarrow C_0 = C + C^2/K_1 \Leftrightarrow C_0 = C + C^2 \cdot 10^{pk_1} \quad \dots\dots(14)$$

Alternately, after insertion of Equations 12 and 13 in Eq. 11 we have

$$K_1 \cdot (C_0/C-1) - K_w/K_1 \cdot (C_0/C-1) = C$$

$$\text{Denoting } K_1 \cdot (C_0/C-1) = y, \text{ we have: } y - K_w/y - C = 0 \Leftrightarrow y^2 - C \cdot y - K_w = 0 \Leftrightarrow y = C/2 \cdot (1 + (1 + 4K_w/C^2)^{1/2}) \dots\dots(15)$$

as the positive root. At  $4K_w/C^2 \ll 1$ , from Eq. 15 we get  $y = C$ , i.e.

$$K_1 \cdot (C_0/C-1) = C \quad \dots\dots(16)$$

and then we obtain Eq. 14 again.

After mixing isohydric solutions of HL and HB at any proportion, the degree of HL dissociation (see Eq. 8)

$$\delta = 1 - \bar{n} = \frac{[L^{-1}]}{[HL] + [L^{-1}]} = (10^{pk_1 - pH} + 1)^{-1}$$

(see Eq. 1) is not changed.

The property, expressed by Eq. 14, was formulated first by Michałowski for different pairs of acid-base systems [3,4], then generalized on more complex mixtures, and extended on mixtures containing basal salts and binary-solvent media [4,17]. Moreover, the isohydricity concept was the basis for a very sensitive method of determination of dissociation constants values [3,4].

Identical formula is obtained for reverse titration, HL ( $C_0, V$ )  $\Leftrightarrow$  HB ( $C, V_0$ ), where  $V_0$  of  $C$  mol/L HB is titrated with  $V$  mL of  $C_0$  mol/L HL. From Eq. 2 and  $[B^{-1}] = CV_0/(V_0+V)$ ,  $[HL] + [L^{-1}] = C_0V/(V_0+V)$ , we get, by turns,

$$[H^{+1}] - [OH^{-1}] = \frac{CV_0}{V_0+V} + (1 - \bar{n}) \cdot \frac{C_0V}{V_0+V} \Leftrightarrow [H^{+1}] - [OH^{-1}] = C \text{ at } V=0 \Leftrightarrow \frac{CV_0}{V_0+V} + (1 - \bar{n}) \cdot \frac{C_0V}{V_0+V} = C$$

at  $[H^{+1}] \gg [OH^{-1}]$ . Then we have Eq. 10, and then Eq. 14. It means that the isohydricity condition is fulfilled for the set  $(C_0, C, pK_1)$ , where Eq. 14 is valid, independently on the volume  $V$  of  $T$  added; it is identical for titrations:  $HB(C, V) \Leftrightarrow HL(C_0, V_0)$  and  $HL(C_0, V) \Leftrightarrow HB(C, V_0)$ .

The related curves expressed by Eq. 14 are plotted in Fig. 2, for different  $pK_1$  within  $(pC, pC_0)$  coordinates. The curves appear nonlinearity for lower  $pK_1$  values and are linear, with slope 2, for  $pK_1$  greater than ca. 6. This regularity can be stated from Eq. 14 transformed as follows:

$$C_0 = C_2/K_1 \cdot (1+K_1/C) \Leftrightarrow$$

$$pC_0 = 2 \cdot pC - pK_1 - \log(1+10^{pC-pK_1}) \quad \dots(17)$$

and valid for  $K_1/C \ll 1$ .

It can also be noticed that ionic strength ( $I$ ) in the isohydric system (HB, HL) remains constant during the titration, i.e., it is independent on the volume  $V$  of the titrant  $T$  added. Namely, at  $[H^{+1}] \gg [OH^{-1}]$ , from Equations 3, 11 we get [7]

$$I = 0.5 \times ([H^{+1}] + [B^{-1}] + [L^{-1}]) = C \quad \dots(18)$$

It is the unique property in titrimetric analyses, exploited in the new method of  $pK_1$  determination, suggested in [3,4]. According to Debye-Hückel theory, the constancy in ionic strength ( $I$ ) is, apart from constancy in temperature  $T$  and dielectric permeability  $\epsilon$ , one of the properties securing constancy of  $K_1$  and  $K_w$  values. The systems of isohydric solutions (HL, HB) have then a unique feature, not stated in other acid-base systems; it is the constancy of ionic strength ( $I$ ), not caused by presence of a basal electrolyte [19-24].

#### Other Pairs of Isohydric Solutions

The isohydricity concept can be extended on other  $T(V) \Leftrightarrow D(V_0)$  systems, exemplified below.

*Example 2.*  $H_2SO_4(C) \Leftrightarrow HCl(C_0)$

From the balances:

$$\alpha - [HSO_4^{-1}] - 2[SO_4^{-2}] - [Cl^{-1}] = 0;$$

$$[HSO_4^{-1}] + [SO_4^{-2}] = cv/(V_0+V); [Cl^{-1}] = C_0V_0/(V_0+V)$$

we get the relation

$$(2 - \bar{n}) \cdot \frac{cV}{V_0+V} + \frac{C_0V_0}{V_0+V} = [H^{+1}] - [OH^{-1}] \quad \dots(19)$$

where  $\bar{n}$  is the mean number of protons  $H^{+1}$  attached to  $SO_4^{-2}$

$$\bar{n} = \frac{[HSO_4^{-1}]}{[HSO_4^{-1}] + [SO_4^{-2}]} = \frac{[H^{+1}]}{[H^{+1}] + K_2};$$

$$K_2 = \frac{[H^{+1}][SO_4^{-2}]}{[HSO_4^{-1}]} \quad (pK_2 = 1.8) \quad \dots(20)$$

At  $V = 0$ , from Eq. 19 we have  $C_0 = [H^{+1}]$  at  $[H^{+1}] \gg [OH^{-1}]$ . Then we obtain, by turns,

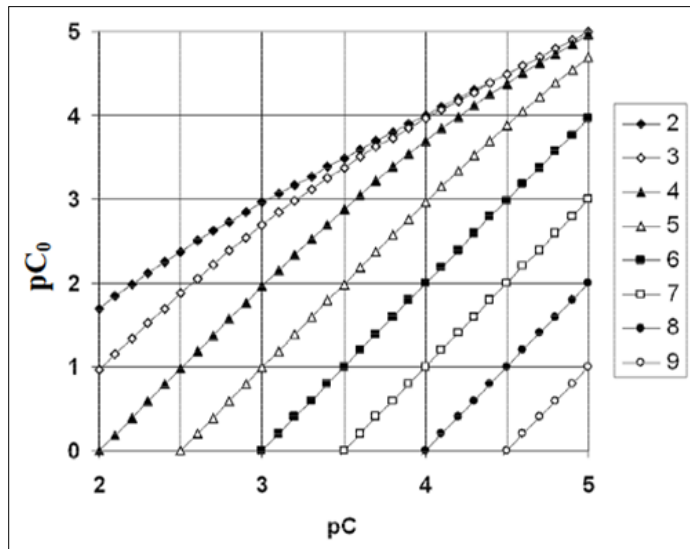


Figure 2. The plots of  $pC_0 = -\log C_0$  vs.  $pC = -\log C$  relationships obtained on the basis of Eq. 14, for different  $pK_1$  values indicated at the corresponding lines [3].

$$(2 - \bar{n}) \cdot \frac{CV}{V_0+V} + \frac{C_0V_0}{V_0+V} = C_0 \Rightarrow (2 - \bar{n}) \cdot CV + C_0V_0 = C_0(V_0 + V) \Rightarrow$$

$$\bar{n} = 2 - \frac{C_0}{C} \Rightarrow \frac{[H^+]}{[H^+]+K_2} = 2 - \frac{C_0}{C} \Rightarrow C_0 = \frac{2C-C_0}{C_0-C} \cdot K_2 \Rightarrow$$

$$C = \frac{C_0(C_0+K_2)}{C_0+2K_2} \quad \dots\dots(21)$$

Example 3.  $NaHSO_4 (C) \Leftrightarrow HCl (C_0)$

From the balances:

$$[H^+] - [OH^-] + [Na^+] - [HSO_4^-] - 2[SO_4^{2-}] - [Cl^-] = 0 ;$$

$$[HSO_4^-] + [SO_4^{2-}] = \frac{CV}{V_0+V} ; [Na^+] = \frac{CV}{V_0+V} ; [B^-] = \frac{C_0V_0}{V_0+V}$$

We get the relation

$$(1 - \bar{n}) \cdot \frac{CV}{V_0+V} + \frac{C_0V_0}{V_0+V} = [H^+] - [OH^-] \quad \dots\dots(22)$$

At  $V = 0$ , from Eq. 22 we have  $C_0 = [H^+]$  at  $[H^+] \gg [OH^-]$ . Then we obtain, by turns,

$$(1 - \bar{n}) \cdot \frac{CV}{V_0+V} + \frac{C_0V_0}{V_0+V} = C_0 \Rightarrow (1 - \bar{n}) \cdot CV + C_0V_0 = C_0(V_0 + V) \Rightarrow$$

$$\bar{n} = 1 - \frac{C_0}{C} \Rightarrow C_0 = \frac{C-C_0}{C_0} \cdot K_2 \Rightarrow$$

$$C = C_0 + \frac{C_0^2}{K_2} \quad \dots\dots(23)$$

Example 4.  $\text{Ba}(\text{OH})_2 (\text{C}) \Rightarrow \text{NaOH} (\text{C}_0)$

From the balances:

$$[\text{H}^{+1}] - [\text{OH}^{-1}] + 2[\text{Ba}^{+2}] + [\text{BaOH}^{+1}] + [\text{Na}^{+1}] = 0 ;$$

$$[\text{Ba}^{+2}] + [\text{BaOH}^{+1}] = \frac{CV}{V_0+V} ; \quad [\text{Na}^{+1}] = \frac{C_0V_0}{V_0+V}$$

We get the relation

$$(2 - \bar{n}) \cdot \frac{CV}{V_0+V} + \frac{C_0V_0}{V_0+V} = [\text{OH}^{-1}] - [\text{H}^{+1}] \quad \dots(24)$$

where

$$\bar{n} = \frac{[\text{BaOH}^{+1}]}{[\text{Ba}^{+2}] + [\text{BaOH}^{+1}]} = \frac{K_1^{\text{OH}}[\text{OH}^{-1}]}{1 + K_1^{\text{OH}}[\text{OH}^{-1}]} ; \quad K_1^{\text{OH}} = \frac{[\text{BaOH}^{+1}]}{[\text{Ba}^{+2}][\text{OH}^{-1}]} \quad (\log K_1^{\text{OH}} = 0.85);$$

At  $V = 0$ , from Eq. 24 we have  $C_0 = [\text{OH}^{-1}]$  at  $[\text{H}^{+1}] \ll [\text{OH}^{-1}]$ . Then we obtain, by turns,

$$(2 - \bar{n}) \cdot CV + C_0V_0 = C_0(V_0 + V) \Rightarrow (2 - \bar{n}) \cdot C = C_0 \Rightarrow \bar{n} = 2 - \frac{C_0}{C} \Rightarrow$$

$$\frac{K_1^{\text{OH}}[\text{OH}^{-1}]}{1 + K_1^{\text{OH}}[\text{OH}^{-1}]} = 2 - \frac{C_0}{C} \Rightarrow \frac{K_1^{\text{OH}}C_0}{1 + K_1^{\text{OH}}C_0} = 2 - \frac{C_0}{C} \Rightarrow \frac{C_0}{C} = 2 - \frac{K_1^{\text{OH}}C_0}{1 + K_1^{\text{OH}}C_0} \Rightarrow$$

$$\frac{C_0}{C} = \frac{2 + K_1^{\text{OH}}C_0}{1 + K_1^{\text{OH}}C_0} \Rightarrow C = C_0 \cdot \frac{C_0 + 2/K_1^{\text{OH}}}{C_0 + 1/K_1^{\text{OH}}} \quad \dots(25)$$

Example 5.  $\text{Na}_2\text{CO}_3 (\text{C}) \Rightarrow \text{NaOH} (\text{C}_0)$

From the balances:

$$\alpha + [\text{Na}^{+1}] = [\text{HCO}_3^{-1}] + 2[\text{CO}_3^{-2}]$$

$$[\text{Na}^{+1}] = \frac{C_0V_0 + 2CV}{V_0+V} ; \quad [\text{H}_2\text{CO}_3] + [\text{HCO}_3^{-1}] + [\text{CO}_3^{-2}] = \frac{CV}{V_0+V}$$

we get the relation

$$[\text{H}^{+1}] - [\text{OH}^{-1}] + \frac{C_0V_0 + 2CV}{V_0+V} = (2 - \bar{n}) \cdot \frac{CV}{V_0+V} \quad \dots(26)$$

where :

$$\bar{n} = \frac{2[\text{H}_2\text{CO}_3] + [\text{HCO}_3^{-1}]}{[\text{H}_2\text{CO}_3] + [\text{HCO}_3^{-1}] + [\text{CO}_3^{-2}]} = \frac{2[\text{H}^{+1}]^2 + K_1[\text{H}^{+1}]}{[\text{H}^{+1}]^2 + K_1[\text{H}^{+1}] + K_1K_2}$$

$$K_1 = [\text{H}^{+1}][\text{HCO}_3^{-1}]/[\text{H}_2\text{CO}_3], \quad K_2 = [\text{H}^{+1}][\text{CO}_3^{-2}]/[\text{HCO}_3^{-1}]$$

At  $V = 0$ , from Eq. 26 we have  $C_0 = -\alpha = [\text{OH}^{-1}]$  at  $[\text{H}^{+1}] \ll [\text{OH}^{-1}]$ . Then we get, by turns,

$$\frac{C_0 V_0 + 2CV}{V_0 + V} = (2 - \bar{n}) \cdot \frac{CV}{V_0 + V} + C_0 \Rightarrow C_0 V_0 + 2CV = (2 - \bar{n}) \cdot CV + C_0(V_0 + V) \Rightarrow$$

$$\bar{n} \cdot C = C_0 \Rightarrow C = \frac{C_0}{K_W} \cdot \frac{K_W^2 + K_1 K_W C_0 + K_1 K_2 C_0^2}{2K_W + K_1 C_0} \quad \dots\dots(27)$$

Example 6.  $CClH_2COOH (C_1) + CClH_2COONa (C_2) \Rightarrow HCl (C_0)$

From the relations:

$$\alpha + [Na^{+1}] = [Cl^{-1}] + [CClH_2COO^{-1}]$$

$$[Na^{+1}] = \frac{C_2 V}{V_0 + V}; [Cl^{-1}] = \frac{C_0 V_0}{V_0 + V}; [CClH_2COOH] + [CClH_2COO^{-1}] = \frac{(C_1 + C_2)V}{V_0 + V};$$

$$K_1 = \frac{[H^{+1}][CClH_2COO^{-1}]}{[CClH_2COOH]} \quad (pK_1 = 2.68); \quad 1 - \bar{n} = \frac{K_1}{[H^{+1}] + K_1}$$

we have, by turns:

$$\alpha + \frac{C_2 V}{V_0 + V} = \frac{C_0 V_0}{V_0 + V} + \frac{K_1}{[H^{+1}] + K_1} \cdot \frac{(C_1 + C_2)V}{V_0 + V} \quad \Rightarrow \quad \dots(28)$$

At  $V = 0$ , from Eq. 28 we have  $C_0 = \alpha = [H^{+1}]$  at  $[H^{+1}] \gg [OH^{-1}]$ . Then we get, by turns,

$$\begin{aligned} C_0 + \frac{C_2 V}{V_0 + V} - \frac{C_0 V_0}{V_0 + V} &= \frac{K_1}{C_0 + K_1} \cdot \frac{(C_1 + C_2)V}{V_0 + V} \quad \Rightarrow \\ C_0 + C_2 &= \frac{K_1}{C_0 + K_1} (C_1 + C_2) \quad \Rightarrow \\ C_1 = C_0 + C_0(C_0 + C_2)/K_1 &\quad \Rightarrow \quad \dots(29) \end{aligned}$$

$$C_0 = \frac{1}{2} \cdot \left( ((C_2 + K_1)^2 + 4 C_1 K_1)^{\frac{1}{2}} - (C_2 + K_1) \right) \quad \dots\dots(30)$$

For example, at  $pK_1 = 2.87$ ,  $C_1 = 0.1$ ,  $C_2 = 0.05$ , from Eq. 30 we get  $C_0 = 0.002505$ . For  $pK_1 = 2.87$ ,  $C_0 = 0.025$ ,  $C_2 = 0.05$ , from Eq. 29 we get  $C_1 = 0.0998$ .

In further examples: 7 – 10 we apply the notation

$$\bar{n}_i = \frac{[HL_{(i)}]}{[HL_{(i)}] + [L_{(i)}^{-1}]} = \frac{[H^{+1}]}{[H^{+1}] + K_{1i}} \quad (i=1,2); \quad \bar{n}_3 = \frac{[L_{(3)}H^{+1}]}{[L_{(3)}H^{+1}] + [L_{(3)}]} = \frac{[H^{+1}]}{[H^{+1}] + K_{13}}$$

where

$$[H^{+1}][L_{(i)}^{-1}] = K_{1i}[HL_{(i)}] \quad (i=1,2); \quad [H^{+1}][L_{(3)}] = K_{13}[L_{(3)}H^{+1}]$$

Example 7:  $HL_{(2)} (C) \Rightarrow HL_{(1)} (C_0)$

From the balances:

$$\begin{aligned} [H^{+1}] - [OH^{-1}] &= [L_{(1)}^{-1}] + [L_{(2)}^{-1}] \\ [HL_{(1)}] + [L_{(1)}^{-1}] &= \frac{C_0 V_0}{V_0 + V}; \quad [HL_{(2)}] + [L_{(2)}^{-1}] = \frac{CV}{V_0 + V} \end{aligned}$$



we get

$$[H^{+1}] - [OH^{-1}] = (1 - \bar{n}_1) \frac{C_0 V_0}{V_0 + V} + (1 - \bar{n}_2) \frac{CV}{V_0 + V} \quad \dots\dots(31)$$

For  $V = 0$ , at  $[H^{+1}] \gg [OH^{-1}]$ , from Eq. 31 we have  $[H^{+1}] = (1 - \bar{n}_1) \cdot C_0$  and then, by turns,

$$(1 - \bar{n}_1) \cdot C_0 = (1 - \bar{n}_1) \cdot \frac{C_0 V_0}{V_0 + V} + (1 - \bar{n}_2) \cdot \frac{CV}{V_0 + V} \Rightarrow$$

$$(1 - \bar{n}_1) \cdot C_0 = (1 - \bar{n}_2) \cdot C \Rightarrow \frac{K_{11}}{[H^{+1}] + K_{11}} \cdot C_0 = \frac{K_{12}}{[H^{+1}] + K_{12}} \cdot C \Rightarrow$$

$$[H^{+1}] = \frac{K_{11} K_{12} (C - C_0)}{K_{11} C_0 - K_{12} C}$$

$$\frac{K_{11} K_{12} (C - C_0)}{K_{11} C_0 - K_{12} C} = \frac{K_{11} C_0}{[H^{+1}] + K_{11}}$$

$$\frac{K_{11} K_{12} (C - C_0)}{K_{11} C_0 - K_{12} C} = \frac{K_{11} C_0 - K_{12} C}{K_{11} - K_{12}}$$

$$(K_{11} C_0 - K_{12} C)^2 = K_{11} K_{12} (K_{11} - K_{12}) (C - C_0) \quad \dots\dots(32)$$

*Example 8:*  $L_{(3)}HB(C) \Leftrightarrow HL_{(1)}(C_0)$

From the balances:

$$[H^{+1}] - [OH^{-1}] - [B^{-1}] - [L_{(1)}^{-1}] + [L_{(3)}H^{+1}] = 0$$

$$[HL_{(1)}] + [L_{(1)}^{-1}] = \frac{C_0 V_0}{V_0 + V} ; \quad [L_{(3)}H^{+1}] + [L_{(3)}] = \frac{CV}{V_0 + V} = [B^{-1}]$$

we get

$$[H^{+1}] - [OH^{-1}] - \frac{CV}{V_0 + V} - (1 - \bar{n}_1) \frac{C_0 V_0}{V_0 + V} + \bar{n}_3 \frac{CV}{V_0 + V} = 0$$

$$[H^{+1}] - [OH^{-1}] = (1 - \bar{n}_1) \frac{C_0 V_0}{V_0 + V} + (1 - \bar{n}_3) \frac{CV}{V_0 + V} \quad \dots\dots(33)$$

For  $V = 0$ , at  $[H^{+1}] \gg [OH^{-1}]$ , from Eq. 33 we have  $[H^{+1}] = (1 - \bar{n}_1) \cdot C_0$  and then, by turns,

$$(1 - \bar{n}_1) \cdot C_0 = (1 - \bar{n}_1) \frac{C_0 V_0}{V_0 + V} + (1 - \bar{n}_3) \frac{CV}{V_0 + V}$$

$$(1 - \bar{n}_1) \cdot C_0 = (1 - \bar{n}_3) \cdot C$$

$$\frac{K_{11}}{[H^{+1}] + K_{11}} \cdot C_0 = \frac{K_{13}}{[H^{+1}] + K_{13}} \cdot C$$

$$(K_{11} C_0 - K_{13} C)^2 = K_{11} K_{13} (K_{11} - K_{13}) (C - C_0) \quad \dots\dots(34)$$

*Example 9:*  $ML_{(2)}(C) \Leftrightarrow ML_{(1)}(C_0)$

From the balances:

$$[H^{+1}] - [OH^{-1}] + [M^{+1}] = [L_{(1)}^{-1}] + [L_{(2)}^{-1}] ; [HL_{(1)}] + [L_{(1)}^{-1}] = \frac{C_0 V_0}{V_0 + V} ;$$

$$[HL_{(2)}] + [L_{(2)}^{-1}] = \frac{CV}{V_0 + V} ; [M^{+1}] = \frac{C_0 V_0 + CV}{V_0 + V}$$

we get

$$[H^{+1}] - [OH^{-1}] + \frac{C_0 V_0 + CV}{V_0 + V} = (1 - \bar{n}_1) \frac{C_0 V_0}{V_0 + V} + (1 - \bar{n}_2) \frac{CV}{V_0 + V}$$

$$\bar{n}_1 \cdot \frac{C_0 V_0}{V_0 + V} + \bar{n}_2 \cdot \frac{CV}{V_0 + V} = [OH^{-1}] - [H^{+1}] \quad \dots\dots(35)$$

For  $V = 0$ , at  $[OH^{-1}] \gg [H^{+1}]$ , from Eq. 35 we have  $[OH^{-1}] = \bar{n}_1 \cdot C_0$  and then, by turns,

$$\bar{n}_1 \cdot \frac{C_0 V_0}{V_0 + V} + \bar{n}_2 \cdot \frac{CV}{V_0 + V} = \bar{n}_1 \cdot C_0 \Rightarrow \bar{n}_1 \cdot C_0 = \bar{n}_2 \cdot C \Rightarrow$$

$$\frac{C_0}{[H^{+1}] + K_{11}} = \frac{C}{[H^{+1}] + K_{12}} \Rightarrow [H^{+1}] = \frac{K_{11}C - K_{12}C_0}{C_0 - C} \Rightarrow$$

$$\frac{K_W}{[OH^{-1}]} = \frac{K_{11}C - K_{12}C_0}{C_0 - C} \Rightarrow [OH^{-1}] = K_W \cdot \frac{C_0 - C}{K_{11}C - K_{12}C_0} \Rightarrow$$

$$\frac{1}{1 + \frac{K_{11}}{[H^{+1}]}} \cdot C_0 = K_W \cdot \frac{C_0 - C}{K_{11}C - K_{12}C_0} \Rightarrow \frac{K_{11}C - K_{12}C_0}{K_{11} - K_{12}} = K_W \cdot \frac{C_0 - C}{K_{11}C - K_{12}C_0} \Rightarrow$$

$$(K_{11}C - K_{12}C_0)^2 = K_W(K_{11} - K_{12})(C_0 - C) \quad \dots\dots(36)$$

*Example 10:*  $L_{(3)}(C) \Rightarrow ML_{(1)}(C_0)$

From the balances:

$$[H^{+1}] - [OH^{-1}] + [M^{+1}] - [X_{(1)}^{-1}] + [X_{(3)}H^{+1}] = 0$$

$$[HL_{(1)}] + [L_{(1)}^{-1}] = \frac{C_0 V_0}{V_0 + V} = [M^{+1}] ; [L_{(3)}H^{+1}] + [L_{(3)}] = \frac{CV}{V_0 + V}$$

we get

$$[H^{+1}] - [OH^{-1}] + \frac{C_0 V_0}{V_0 + V} - (1 - \bar{n}_1) \cdot \frac{C_0 V_0}{V_0 + V} + \bar{n}_3 \cdot \frac{CV}{V_0 + V} = 0 \quad \dots\dots(37)$$

$$\bar{n}_1 \frac{C_0 V_0}{V_0 + V} + \bar{n}_3 \frac{CV}{V_0 + V} = [OH^{-1}] - [H^{+1}]$$

For  $V = 0$ , at  $[OH^{-1}] \gg [H^{+1}]$ , from Eq. 37 we have  $[OH^{-1}] = \bar{n}_1 \cdot C_0$  and then, by turns:

$$\bar{n}_1 \cdot \frac{C_0 V_0}{V_0 + V} + \bar{n}_3 \cdot \frac{CV}{V_0 + V} = \bar{n}_1 \cdot C_0 \quad \Rightarrow$$

$$\bar{n}_1 \cdot C_0 = \bar{n}_3 \cdot C \quad \Rightarrow \quad \frac{C_0}{K_{11} + [H^{+1}]} = \frac{C}{K_{13} + [H^{+1}]} \quad \Rightarrow$$

$$[H^{+1}] = \frac{K_{11} \cdot C - K_{13} \cdot C_0}{C_0 - C} \quad \Rightarrow$$

$$[OH^{-1}] = \frac{[H^{+1}]}{[H^{+1}] + K_{11}} \cdot C_0 = K_W \cdot \frac{C_0 - C}{K_{11} \cdot C - K_{13} \cdot C_0} \quad \Rightarrow$$

$$\frac{1}{1 + \frac{K_{11}}{[H^{+1}]}} \cdot C_0 = K_W \cdot \frac{C_0 - C}{K_{11} \cdot C - K_{13} \cdot C_0} \quad \Rightarrow$$

$$\frac{K_{11} \cdot C - K_{13} \cdot C_0}{K_{11} - K_{13}} = K_W \cdot \frac{C_0 - C}{K_{11} \cdot C - K_{13} \cdot C_0} \quad \Rightarrow$$

$$(K_{11} \cdot C - K_{13} \cdot C_0)^2 = K_W \cdot (K_{11} - K_{13}) \cdot (C_0 - C) \quad \dots\dots(38)$$

Example 11: (a) HB (C)  $\Rightarrow$  H<sub>n</sub>L (C<sub>0</sub>) and (b) H<sub>n</sub>L (C<sub>0</sub>)  $\Rightarrow$  HB (C)

Assuming that the acid H<sub>n</sub>L forms the species H<sub>i</sub>L<sup>+i-n</sup> (i = 0, 1, ... , q), we get the charge and concentration balances:

$$[H^{+1}] - [OH^{-1}] = [B^{-1}] + \sum_{i=0}^q (n - i) [H_i X^{+i-n}] \quad \dots(39)$$

$$\sum_{i=0}^q [H_i L^{+i-n}] = \frac{C_0 V_0}{V_0 + V}; \quad [B^{-1}] = \frac{CV}{V_0 + V}$$

Applying the function

$$\bar{n} = \frac{\sum_{i=1}^q i \cdot [H_i X^{+i-n}]}{\sum_{j=0}^q [H_j X^{+j-n}]} = \frac{\sum_{i=1}^q i \cdot K_i^H [H^{+1}]^i}{\sum_{j=0}^q K_j^H [H^{+1}]^j} \quad \dots\dots(40)$$

expressing the mean number of protons attached to the basic form L<sup>-n</sup>, where

$$[H_i L^{+i-n}] = K_j^H \cdot [H^{+1}]^j [L^{-n}]$$

from Eq. 39 we get , by turns :

$$[H^{+1}] - [OH^{-1}] = \frac{CV}{V_0 + V} + (n - \bar{n}) \cdot \frac{C_0 V_0}{V_0 + V}$$

$$[H^{+1}] - [OH^{-1}] = (n - \bar{n}) \cdot C_0 \quad (\text{for } V = 0)$$

$$n - \bar{n} = \frac{c}{C_0} \quad \dots\dots(41)$$

Eq. 41 is also obtained for the reverse titration (b), where we get, by turns:

$$[H^{+1}] - [OH^{-1}] = \frac{CV_0}{V_0+V} + (n - \bar{n}) \cdot \frac{C_0V}{V_0+V}$$

$$[H^{+1}] - [OH^{-1}] = C \quad (\text{for } V = 0) \Leftrightarrow [H^{+1}] = C \text{ at } [H^{+1}] \gg [OH^{-1}] \Leftrightarrow \dots(42)$$

$$\frac{CV_0}{V_0+V} + (n - \bar{n}) \cdot \frac{C_0V}{V_0+V} = C$$

Assuming  $[H^{+1}] \gg [OH^{-1}]$ , from Eq. 42 we get  $[H^{+1}] = C$ . Putting it into (3), from (7) we get

$$\frac{\sum_{i=1}^q i \cdot K_i^H \cdot C^i}{\sum_{j=0}^q K_j^H \cdot C^j} = n - \frac{C}{C_0} \quad \dots(43)$$

In particular, for  $q = n = 1$ ,  $K_1 = 1/K_1^H$ , from Eq. 43 we get the relation

$$\frac{K_1^H \cdot C}{1 + K_1^H \cdot C} = 1 - \frac{C}{C_0} \Leftrightarrow \frac{C}{K_1 + C} = 1 - \frac{C}{C_0}$$

transformed into Eq. 14.

### *Isohydricity in Terms of Conductometric and pH Titrations*

The diversity in meaning the isohydricity term, referred to pH and conductivities, made an inevitable inconsistency/controversy, indicated above. Conductivity  $\kappa = 1/\rho$  ( $\rho$  – resistivity) of a solution is a sum of terms involved with all cationic and anionic species contributing the current passing through the solution [25]

$$\kappa = F \cdot \sum_i |z_i| \cdot u_i \cdot [X_i^{z_i}] \quad \dots(44)$$

where  $z_i$  – charge (in elementary charge units), and  $u_i$  – ionic mobility for  $i$ -th ionic species,  $X_j^{z_i}$ ,  $F$  – Faraday constant; each ion contributes a term proportional to its concentration  $[X_j^{z_i}]$ . The property (44) is valid at low concentrations, where interactions between ions can be neglected. Ionic interactions in more concentrated solutions can alter the linear relationship between conductivity and concentrations. Denoting  $|z_i| \cdot u_i \cdot F = a_i$  for ionic species composing the HB + HL mixture considered in Example 1, we have the formula [4]

$$\kappa = a_1 \cdot [H^{+1}] + a_2 \cdot [B^{-1}] + a_3 \cdot [L^{-1}] \quad \dots(45)$$

From the simplified charge balance  $[H^{+1}] = [L^{-1}] + [B^{-1}]$ , valid at  $[H^{+1}] \gg [OH^{-1}]$ , from Eq. 45 it results that

$$\kappa = (a_1 + a_2) \cdot [B^{-1}] + (a_1 + a_3) \cdot [L^{-1}] \quad \dots(46)$$

Assuming, for a moment, that  $a_2 = a_3$ , from Eq. 46 we have

$$\kappa = (a_1 + a_3) \cdot [B^{-1}] + [L^{-1}] = (a_1 + a_3) \cdot [H^{+1}] = (a_1 + a_3) \cdot 10^{-pH} = \text{const} \quad \dots(47)$$

at  $pH = \text{const}$ . At constant ionic strength  $I$  (this property is immanent in such isohydric system, see Eq. 18),  $a_1$  and  $a_3$  are not changed during the titration/mixing. However, the assumption  $a_2 = a_3$  is not valid, in general [4].

In experimental part of the paper, the results from pH titrations (in aqueous and mixed-solvent media) will be compared with results from conductometric titrations.

### *The Isohydric Method of Acidity Constant Determination*

The conjunction of properties:  $pH = \text{const}$ ,  $I = \text{const}$ , together with constancy of temperature ( $T = \text{const}$ ), as stated above, provided a useful tool for a sensitive method of determination of  $pK_1$  values for weak acids HL, as indicated and applied in [3,4]. This method is illustrated with some examples taken from [4].

The isohydricity property can be perceived as a valuable tool applicable for determination/validation [3,4] of  $pK_1$  for a weak acid HL. For this purpose, a series of pairs of solutions  $\{HB (C), HL (C_{0i}^*)\}$  ( $i=1, \dots, n$ ) is prepared, where  $C$  and  $C_{0i}^*$  are interrelated in the formula

$$C_{0i}^* = C + C^2 \cdot 10^{pK_{1i}^*} \dots(48)$$

where  $pK_{1i}^*$  ( $i = 1, \dots, n$ ) are the numbers chosen from the vicinity of the true (expected, correct)  $pK_1$  value for HL (compare with Eq. 14). From Equations 14 and 48 we have the relation

$$C_{0i}^* = C_0 + (C_0 - C) \cdot (10^{\Delta pK_{1i}} - 1) \dots(49)$$

The principle of the method is illustrated in Fig. 3, where simulated titration curves  $pH = pH(V)$  are obtained for titrations  $HB (C) \Rightarrow HL (C_{0i}^*)$  related to different  $C_{0i}^*$  values at constant  $C$  value. As we see, a misfit  $\Delta pK_i = pK_{1i}^* - pK_1$  between real ( $pK_1$ ) and pre-assumed ( $pK_{1i}^*$ ) values for acidity constant causes a non-parallel, to  $V$ -axis, course of the related curve  $pH = pH(V)$ ; the curve/line is parallel to the  $V$ -axis only for  $pK_1^* = pK_1$ , at  $C_0^* = C_0 = C + C^2 \cdot 10^{pK_1}$ .

### Experimental Data

#### pH-Metric Titrations

The validity of some models presented above were verified and confirmed by results of pH-metric and conductometric titrations  $T (V) \Rightarrow D (V_0)$ , presented in [4]. In the present article, we refer to the results of titrations of (1) chloroacetic acid ( $HL = CH_2ClCOOH$ ) and (2) mandelic acid ( $HL = C_6H_5CH(OH)COOH$ ) solutions as titrands with  $HB = HCl (C)$  as the titrant. All technical details of these titrations are specified therein [4]. The pH titrations considered here are as follows.

(1) pH titration  $HCl (C) \Rightarrow CH_2ClCOOH (C_{0i}^*)$

(2) pH titration  $HCl (C) \Rightarrow C_6H_5CH(OH)COOH (C_{0i}^*)$

The  $C$  and  $C_{0i}^*$  ( $i=1, \dots, 5$ ) values are collected in Tables 1 and 2. For example, at  $C = 0,00965$  and  $pK_{11}^* = 2,65$ , we have  $C_{01}^* = 0,051246$ ; at  $C = 0,00472$ ,  $pK_{11}^* = 3,10$  we get  $C_{01}^* = 0,032767$ . The  $C_{0i}^*$  values were calculated from Eq. 48 for  $pK_{1i}^*$  values taken from the vicinity of the related  $pK_1$  value known from the literature data.

The pH titrations  $HB (C) \Rightarrow HL (C_{0i}^*)$  were made at  $V_0 = 3$  mL of  $D$  and  $T$  added up to  $V = 4$  mL. The exact  $pK_1^0$  value was searched here according to interpolation procedure. The results of titrations (Figures 4a, 4b) are approximated by straight lines  $pH = a + b \cdot V$  (see Figures 5a, 5b), where  $b=b_i$  is the slope of the related line ( $i=1, \dots, 5$ ). The coefficients  $a$  and  $b$  are calculated according to least squares method from the formulae:

$$a = \frac{\sum V_j^2 \cdot \sum pH_j - \sum V_j \cdot \sum V_j pH_j}{N \cdot \sum V_j^2 - (\sum V_j)^2} \dots(50)$$

$$b = \frac{N \cdot \sum V_j \cdot pH_j - \sum V_j \cdot \sum pH_j}{N \cdot \sum V_j^2 - (\sum V_j)^2} \dots(51)$$

where

$$\sum = \sum_{j=1}^N$$

For example, linear approximation of the curve in Fig. 4b obtained at  $pK_{11}^* = 3,10$  (see Table 2) gives the line  $pH = 2.48438 - 0.01766 \cdot V$ , The value  $s = 0.0036$  obtained for this approximation from the formula

$$s = (s^2)^{1/2}, \text{ where } s^2 = (N - 2)^{-1} \cdot \sum_{j=1}^N (pH_j - pH(V_j))^2$$

(where  $N=200$  – number of experimental points ( $V_j, pH_j$ )) from the  $V$ -interval  $< 0, 4 >$  is comparable with precision of pH-measurements. Note that the curve at  $pK_{11}^* = 3,10$  (Fig. 4b) has relatively great curvature.

The slopes  $b$ , obtained from the series of  $n = 5$  titrations were applied for evaluation of the true  $pK_1 = pK_1^0$  value. Assuming the linear relation between  $b = b_i$  and  $pK_{1i}^* = pK_{1i}^*$ , we apply the regression equation

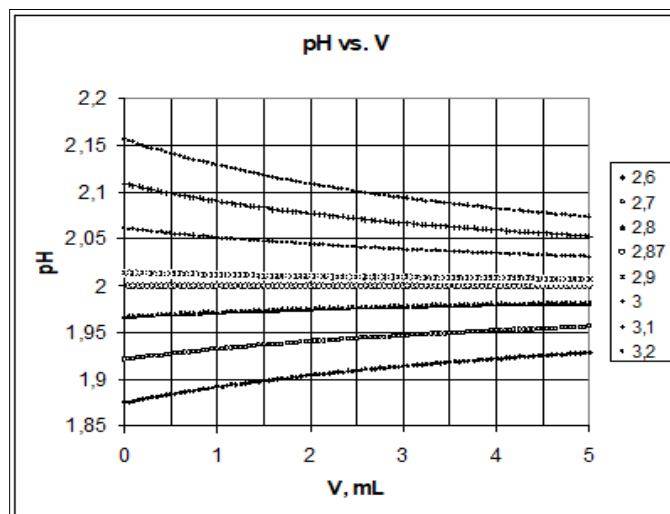


Figure 3. The pH vs. V relationships plotted for the titration  $HB(C) \Rightarrow HL(C_{0i}^*)$  at  $pK_1 = 2.87$  for HL;  $V_0 = 3$ ,  $C = 0.01$ ,  $C_{0i}^*$  calculated from Eq. 48 at indicated  $pK_{1i}^*$  values.

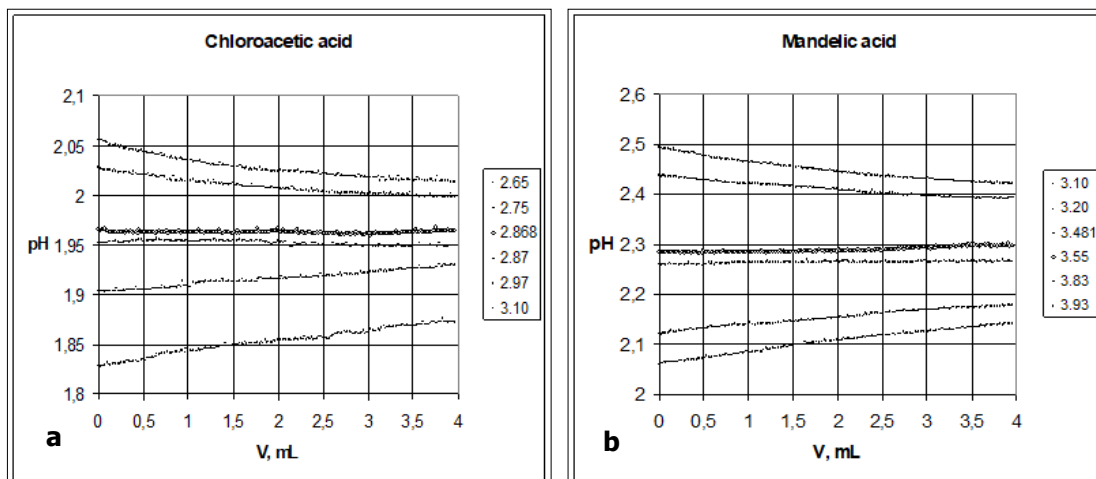


Figure 4. The pH vs. V relationships for (5a) HL = chloroacetic acid and (5b) HL = mandelic acid, plotted for indicated  $pK_1^* = pK_{1i}^*$  ( $i = 1, \dots, 6$ ) values. For further details see Tables 1 and 2 [4].

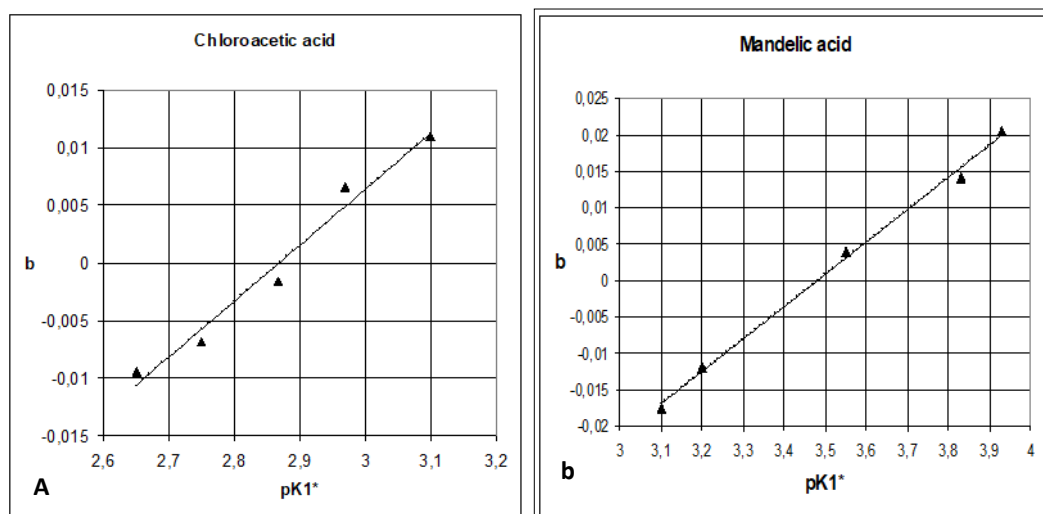


Figure 5. The  $b$  vs.  $pK_1^*$  relationships (Eq. 52) found for (5a) chloroacetic and (5b) mandelic acids, see Tables 1, 2.

Table 1. The data related to pH-titrations with chloroacetic acid ( $C_{0i}^*$ ) in D.

HL = chloroacetic acid				
$pK_{1i}^*$	C	$C_{0i}^*$	a	b
2,65	0.00965	0.05125	2.04646	-0.00942
2,75	0.00965	0.06202	2.02252	-0.00692
2.87	0.00965	0.07868	1.95490	-0.00162
2.97	0.00965	0.09643	1.90275	0.00664
3.10	0.00965	0.1269	1.83071	0.01105

$$b = -0.13954 + 0.048647 \cdot pK_1^* ; pK_1^0 = 2.868$$

Table 2. The data related to pH-titrations with mandelic acid ( $C_{0i}^*$ ) in D.

HL = mandelic acid				
$pK_{1i}^*$	C	$C_{0i}^*$	a	b
3.10	0.00472	0.03277	2.48438	-0.01766
3.20	0.00472	0.04003	2.43421	-0.01197
3.55	0.00472	0.08377	2.28123	0.00393
3.83	0.00472	0.15534	2.12521	0.01417
3.93	0.00472	0.19434	2.06462	0.02054

$$b = -0.1547 + 0.04442 \cdot pK_1^* ; pK_1^0 = 3.481$$

$$b_i = \alpha + \beta \cdot pK_{1i}^* + \varepsilon_i \dots (52)$$

where  $i = 1, \dots, n$ ;  $n = 5$ . Then we have:

$$\alpha = \frac{\sum (pK_{1i}^*)^2 \cdot \sum b_i - \sum pK_{1i}^* \cdot \sum pK_{1i}^* \cdot b_i}{n \cdot \sum (pK_{1i}^*)^2 - (\sum pK_{1i}^*)^2} \dots (53)$$

$$\beta = \frac{n \cdot \sum pK_{1i}^* \cdot b_i - \sum pK_{1i}^* \cdot \sum b_i}{n \cdot \sum (pK_{1i}^*)^2 - (\sum pK_{1i}^*)^2} \dots (54)$$

where  $\sum = \sum_{i=1}^n$ . For example,  $\alpha = -0.13954$ ,  $\beta = 0.048647$  in the relation specified at the bottom of Table 1; then we have  $pK_{1i}^* = pK_{1i}^0 = 0.13954/0.048647 = 2.868$  at  $b = 0$ .

The  $pK_{1i}^0$  values are related to  $b = 0$ . In both cases, an additional, 6th titration made for  $pK_{16}^* = pK_{1i}^0$ , obtained by interpolation, confirmed the adequacy of this evaluation (see Figures 4a, 4b).

The experimental value for  $pK_{1i}^0 = 2.868$  referred to chloroacetic acid agrees with the one cited in literature: 2.87 [26,27], 2.82 [28], 2.85 [29,30], 2.86 [31]. For mandelic acid,  $pK_{1i}^0 = 3.481$  lies within the wide interval: from 3.41 [32] to 3.85 [29,33].

#### Comparison of Results Obtained from Conductometric and pH Titrations

The results of pH titrations presented in Figures 4a and 4b can be compared with results of conductometric titrations specified in [4] for the (HCl, HL) systems with (a) HL = chloroacetic acid (CA), (b) HL = mandelic acid (MA). First, one can state that the conductometric titration curves are arranged in the reverse order than pH titration curves, from the viewpoint of changes in  $C_{0i}^*$  values; this is understandable because higher pH values correspond to lower  $[H^{+1}]$  values. Moreover, the conductometric titration curves have more regular course than pH titration curves. At  $pK_{1i}^* = 2.87$ , the pH titration curve for CA is nearly parallel to V-axis (Fig. 4a), whereas for conductometric titration the parallel course can be ascribed to the line obtained at  $pK_{1i}^*$  ca. 2.90. For MA, the parallel course of conductometric titration occurs at  $pK_{1i}^* = 3.55$  (Fig. 4b), whereas from results of pH titrations the value  $pK_{1i}^* = 3.481$  was obtained (Table 2); the pH titration curve for MA at  $pK_{1i} = 3.55$  is not parallel to V-axis (Fig. 3a). This means that  $a_2$  for  $Cl^{-1}$  (see Eq.

47) differs from  $a_3$  for anions  $L^{-1}$  related to CA and MA, respectively. However, the differences are not too large and the conductometric titration, offering more regular course of the respective curves, can be considered as a reasonable alternative to the pH titration made within the isohydric method of  $pK_{1i}$  determination.

#### Different Aspects and Meanings of Isohydricity

Constancy of pH during addition of one of the solutions forming the isohydric system into another one recalls the concepts of buffering action and the dynamic buffer capacity  $\beta_v = |dc/dpH|$  [1,2,34-36]. Isohydric systems are characterized by extremely high  $\beta_v$  value. Referring e.g. to addition of V mL of titrant T mol/L HL (C) into  $V_0$  mL of  $C_0$  mol/L HB, we apply  $c = CV/(V_0+V)$ ; in ideal case  $\beta_v \rightarrow \infty$ . The isohydricity is not directly relevant to buffering action; nevertheless, it is *on-line* with a general property desired from buffering systems. The isohydricity concept is also in some relevance with pH-static titration [37,38] principle. Moreover, the isohydricity concept is referred to acid-base homeostasis in living organisms [39,40]. In biology, it is used for describing plants that limit transpiration in order to maintain a constant amount of water in the leaves [41-44]. The isohydric principle has special relevance to *in vivo* biochemistry, where multiple acid-base pairs are in solution.

Some acids involved in redox (e.g. HClO, HBrO) and complexation equilibria do not meet the conditions imposed by the isohydricity property, see e.g. [45-48], and other authors' references cited therein.

#### Final Comments

The formulation referred to the isohydric D+T acid-base systems formed from D and T of different complexity was presented. Particularly, the titration in (HL, HB) system may occur at constant ionic strength ( $I$ ) value, not resulting from presence of a basal electrolyte. This very advantageous conjunction of the properties provides, among others, a new, very sensitive method for verification of  $pK_{1i}$  value for HL. The method was tested experimentally on (HL, HCl) systems in aqueous and mixed-solvent media, and compared with the literature data. Some useful (linear and hyperbolic) correlations were applied for  $pK_{1i}$  validation purposes.

The isohydric method, formulated on the basis



of isohydricity property, is also a proposal for use in physicochemical laboratories, as a sensitive tool for the determination of dissociation constants of weak acids HL, especially ones with small  $pK_1$  values, for which the standard method of  $pK_1$  determination based on inflection point location on the related titration curve obtained for (HL, MOH) system is not applicable [4]. The reference of isohydricity to conductometric titrations was also discussed in context to the pH-metric titration.

## References

- Asuero AG, Michałowski T (2011) Comprehensive formulation of titration curves referred to complex acid-base systems and its analytical implications, *Critical Reviews in Analytical Chemistry* 41(2): 151-187. <http://www.tandfonline.com/toc/batc20/41/2>.
- Michałowski T, Asuero AG (2012) New approaches in modelling the carbonate alkalinity and total alkalinity, *Critical Reviews in Analytical Chemistry*, 42 (3): 220-244. <http://www.tandfonline.com/toc/batc20/42/3>
- Michałowski T, Pilarski B, Asuero AG, Dobkowska A (2010) A new sensitive method of dissociation constants determination based on the isohydric solutions principle, *Talanta* 82(5): 1965-1973. <http://www.sciencedirect.com/science/article/pii/S0039914010006600>
- Asuero AG, Pilarski B, Dobkowska A, Michałowski T (2013) On the isohydricity concept – some comments, *Talanta* 112: 49-54. <http://www.ncbi.nlm.nih.gov/pubmed/23708536>
- Arrhenius S (1888) Theorie der isohydrischen Losungen, *Zeitschrift für Physikalische Chemie*, 2: 284.
- Bancroft WD (1900) Isohydric Solutions, *Journal of Physical Chemistry* 4(4): 274-289 <https://pubs.acs.org/doi/pdf/10.1021/j150022a003>
- Michałowski T, Asuero AG (2012) Formulation of the system of isohydric solutions, *Journal of Analytical Sciences, Methods and Instrumentation* 2(1): 1-4. <http://www.scirp.org/journal/PaperInformation.aspx?PaperID=17808#.VKvcTMkIHTQ>
- Michałowski T, Rymanowski M, Pietrzyk A (2005) Nontypical Brønsted Acids and Bases, *Journal of Chemical Education* 82(3): 470-472. [https://www.researchgate.net/publication/231267001\\_Nontypical\\_Bronsted\\_Acids\\_and\\_Bases](https://www.researchgate.net/publication/231267001_Nontypical_Bronsted_Acids_and_Bases)
- Arrhenius S (1887) *Wiedemann's Annalen* 30: 51; a cit. in Arrhenius S (1889), *Theory of isohydric solutions*, *Philosophical Magazine Series* 5; 27: 287-288, [https://zenodo.org/record/2150422#.XjJ\\_1yPdhPZ](https://zenodo.org/record/2150422#.XjJ_1yPdhPZ); <https://zenodo.org/record/2150422#.XjIEQIPdhPY>
- Arrhenius S (1889) *Theory of isohydric solutions*, *The London, Edinburgh, and Dublin Philosophical Magazine and Journal of Science, Series* 5, 27(166): 287-288. [https://zenodo.org/record/2150422#.XjJ\\_1yPdhPZ](https://zenodo.org/record/2150422#.XjJ_1yPdhPZ), <http://www.tandfonline.com/doi/abs/10.1080/14786448908628354?journalCode=tphm16>
- Isohydric <http://en.wiktionary.org/wiki/isohydric>
- Sørensen S (1909) "Enzymstudien II: Über die Messung und die Bedeutung der Wasserstoffionenkonzentration bei enzymatischen Prozessen," *Biochemische Zeitschrift* 21: 131-200.
- Jensen WB (2004) The Symbol of pH, *Journal of Chemical Education*. 81, 21. <http://che.uc.edu/jensen/W.%20B.%20Jensen/Reprints/102.%20pH.pdf>.
- Carpéni G (1968) Recherches sur le point isohydrigue et les équilibres acido-basiques de condensation ou association en chimie. XXVI. Quelques nouvelles remarques et commentaires théoriques, *Canadian Journal of Chemistry* 46(10): 1787-1793, <https://doi.org/10.1139/v68-295>; <https://www.nrcresearchpress.com/doi/pdf/10.1139/v68-295>
- McBryde WAE (1969), Concerning the so-called "isohydric point", *Canadian Journal of Chemistry* 47 (4): 691-694. [https://www.researchgate.net/publication/237852210\\_Concerning\\_the\\_so-called\\_isohydric\\_point](https://www.researchgate.net/publication/237852210_Concerning_the_so-called_isohydric_point).

16. De Levie R (2005) On isohydric solutions and buffer pH, *Journal of Electroanalytical Chemistry* 582(1-2): 21–27. [https://www.researchgate.net/publication/229230172\\_On\\_isohydric\\_solutions\\_and\\_buffer\\_pH](https://www.researchgate.net/publication/229230172_On_isohydric_solutions_and_buffer_pH)
17. A.M. Michałowska-Kaczmarczyk, A. Spórna-Kucab, T. Michałowski, Principles of Titrimetric Analyses According to Generalized Approach to Electrolytic Systems (GATES), in: *Advances in Titration Techniques*, Vu Dang Hoang (Ed.) (2017) InTech Chap. 5: 133-171. <https://cdn.intechopen.com/pdfs-wm/55881.pdf>; in: <https://www.intechopen.com/books/advances-in-titration-techniques>
18. Pilarski B, Dobkowska A, Foks H, Michałowski T (2010) Modelling of acid–base equilibria in binary-solvent systems: A comparative study, *Talanta* 80(3): 1073-1080. <http://www.sciencedirect.com/science/article/pii/S0039914009006110>
19. Michałowski T, Rokosz A, Tomsia A (1987) Determination of basic impurities in mixture of hydrolysable salts, *Analyst* 112: 1739-1741. <https://pubs.rsc.org/en/Content/ArticleLanding/1987/AN/AN9871201739#!divAbstract>
20. Michałowski T (1988) Possibilities of application of some new algorithms for standardization purposes; Standardisation of sodium hydroxide solution against commercial potassium hydrogen phthalate, *Analyst* 113: 833-935. <https://pubs.rsc.org/en/content/articlelanding/1988/an/an9881300833>
21. Michałowski T, Rokosz A, Negrusz-Szczęśna E (1988) Use of Padé approximants in the processing of pH titration data; Determination of the parameters involved in the titration of acetic acid, *Analyst* 113: 969-972. <https://pubs.rsc.org/en/Content/ArticleLanding/1988/AN/AN9881300969#!divAbstract>
22. Michałowski T, Rokosz A, Kościelniak P, Łagan JM, Mrozek J (1989) Calculation of concentrations of hydrochloric and citric acids together in mixture with hydrolysable salts, *Analyst* 114: 1689-1692.
23. Michałowski T (1992) Some new algorithms applicable to potentiometric titration in acid-base systems, *Talanta*, 39: 1127-1137.
24. Michałowski T, Gibas E (1994) Applicability of new algorithms for determination of acids, bases, salts and their mixtures, *Talanta*, 41: 1311-1317.
25. Janata J (2009) *Principles of Chemical Sensors*, Springer, 2nd ed., XV, 373 p. <https://www.springer.com/gp/book/9781475762570>
26. Chloroacetic acid [http://en.wikipedia.org/wiki/Chloroacetic\\_acid](http://en.wikipedia.org/wiki/Chloroacetic_acid)
27. <http://www.cem.msu.edu/~reusch/VirtualText/acidity2.htm>
28. Monochloroacetic acid <http://www.inchem.org/documents/pims/chemical/pim352.htm>
29. Dissociation Constants Of Organic Acids And Bases <http://www.zirchrom.com/organic.htm>
30. Dawa BA, Gowlan JA (1978) Infrared studies of carboxylic acids and pyridine in chloroform and methanol, *Can. J. Chem.* 56: 2567-2571 <https://www.nrcresearchpress.com/doi/pdfplus/10.1139/v78-421>
31. Hornback JM (2006) *Organic Chemistry*, 2nd ed., Thomson Brooks/Cole, Australia, [https://www.academia.edu/23428510/Jo-seph\\_M.\\_Hornback\\_Organic\\_Chemistry\\_2nd\\_Edition\\_Brooks\\_Cole\\_2006\\_](https://www.academia.edu/23428510/Jo-seph_M._Hornback_Organic_Chemistry_2nd_Edition_Brooks_Cole_2006_)
32. Klingenberg JJ, Knecht DS, Harrington AE, Meyer RL (1978) Ionization constant of mandelic acid and some of its derivatives, *Journal of Chemical and Engineering Data* 23: 327-328 <https://pubs.acs.org/doi/pdf/10.1021/je60079a024>
33. Mandelic acid [http://en.wikipedia.org/wiki/Mandelic\\_acid](http://en.wikipedia.org/wiki/Mandelic_acid)
34. Michałowska-Kaczmarczyk AM, Michałowski T (2015) Dynamic Buffer Capacity in Acid-Base Systems, *Journal of Solution Chemistry* 44: 1256–1266. <http://link.springer.com/article/10.1007/s10953-015-0342-0>
35. Michałowska-Kaczmarczyk AM, Michałowski T, Asuero AG (2015) Formulation of dynamic buffer capacity for phytic acid, *American Journal of*

- Chemistry and Applications 2(1): 5-9. <https://pdfs.semanticscholar.org/3f6c/77e9b80d503a3ff829e4122589b65bfff71c4.pdf>
36. Michałowska-Kaczmarczyk AM, Spórna-Kucab A, Michałowski T (2017) Dynamic Buffer Capacities in Redox Systems, *Journal of Chemistry and Applied Chemical Engineering* 1(2): 1 - 7. <https://www.scitechnol.com/peer-review/dynamic-buffer-capacities-in-redox-systems-XBDQ.pdf>;
37. Michałowski T, Toporek M, Rymanowski M (2007) pH-Static Titration: A Quasistatic Approach, *Journal of Chemical Education* 84: 142-150. <http://pubs.acs.org/doi/abs/10.1021/ed084p142>
38. Michałowski T, Asuero AG, Ponikvar-Svet M, Toporek M, Pietrzyk A, Rymanowski M (2012) Principles of computer programming applied to simulated pH-static titration of cyanide according to a modified Liebig-Denigès method, *Journal of Solution Chemistry* 41(7): 1224–1239. <http://link.springer.com/article/10.1007%2Fs10953-012-9864-x>
39. Banerjee A (2005) *Clinical Physiology: An Examination Primer*, Cambridge University Press, Cambridge, [https://books.google.pl/books/about/Clinical\\_Physiology.html?id=Q7h50cbTKdEC&redir\\_esc=y](https://books.google.pl/books/about/Clinical_Physiology.html?id=Q7h50cbTKdEC&redir_esc=y)
40. Hamm LL, Nakhoul N, Hering-Smith KS (2015) Acid-Base Homeostasis, *Clinical Journal of the American Society of Nephrology* 10(12): 2232-2242, doi: 10.2215/CJN.07400715, <https://www.ncbi.nlm.nih.gov/pubmed/26597304>
41. Attia Z, Domec J-Ch, Oren R, Way DA, Moshelion M (2015) Growth and physiological responses of isohydric and anisohydric poplars to drought, *Journal of Experimental Botany*, 66(14): 4373–4381 <https://academic.oup.com/jxb/article/66/14/4373/2893384>
42. Dan-Dan L, Chuan-Kuan W, Ying J. (2017) Plant water-regulation strategies: Isohydric versus anisohydric behavior, *Chinese Journal of Plant Ecology* 41(9): 1020-1032 <http://www.plant-ecology.com/EN/10.17521/cjpe.2016.0366>
43. Garcia-Forner N, Biel C, Savé R, Martínez-Vilalta J (2017) Isohydric species are not necessarily more carbon limited than anisohydric species during drought, *Tree Physiology* 37(4): 441–455, <https://doi.org/10.1093/treephys/tpw109>
44. Coupel-Ledru A, Tyerman SD, Masclef D, Lebon E, Christophe A, Edwards EJ, Simonneau T (2017) Abscisic Acid Down-Regulates Hydraulic Conductance of Grapevine Leaves in Isohydric Genotypes *Plant Physiology* 175: 1121-1134. <http://www.plantphysiol.org/content/plantphysiol/175/3/1121.full.pdf>
45. Michałowska-Kaczmarczyk AM, Michałowski T (2019) The new paradigm in thermodynamic formulation of electrolytic systems – A review. *Archive of Biomedical Science and Engineering*, 5(1): 19-61. <https://www.peertechz.com/articles/ABSE-5-113.pdf>
46. Michałowska-Kaczmarczyk AM, Michałowski T (2018) "The distinguishing role of  $2f(O) - f(H)$  in electrolytic systems", *Biomedical Journal of Scientific & Technical Research* 8(1): 1-10 <https://biomedres.us/pdfs/BJSTR.MS.ID.001591.pdf>
47. Michałowska-Kaczmarczyk AM, Michałowski T (2019) GATES/GEB as the New Paradigm for Electrolytic Redox Systems. *Current Scientific Research in Biomedical Sciences* 2(1): 1-3. <https://chembiopublishers.com/CSRBS/CSRBS180007.pdf>
48. Michałowska-Kaczmarczyk AM, Michałowski T (2019) General Properties of the Balance  $2f(O)-f(H)$  in Electrolytic systems. Some Detailed Remarks on Elemental versus Core Balances, *Journal of Clinical Pharmacy* 1(1): 5-16 <https://innovationinfo.org/articles/JCP/JCP-102.pdf>